

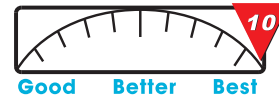


ADA Elongated Toilet



MaP Result (Flush)

1000 gram



Toilet Seat not Included

Fixture dimensions and hydraulic performance meet or exceed ANSI/ASME standard A112.19.2M and CAN/CSA B-45 requirements.



	Model	Color
Tank	571-6914	White
Bowl	571-6915	White

Delano HET ADA Elongated 1.28GPF 3" Flush Toilet

DESCRIPTION

- * 1.28GPF (4.8LPF) Siphon Jet Flush
- * 16-5/16" (414mm) Rim Height
- * Large Water Surface
- * 2" Wide Fully Glazed Trapway
- * 12" Rough-in
- * High Performance Flushing System

Project / Job Name			
Architect / Engineer			
Contractor			
Model		Quantity	
Notes :			



ADA Elongated Toilet

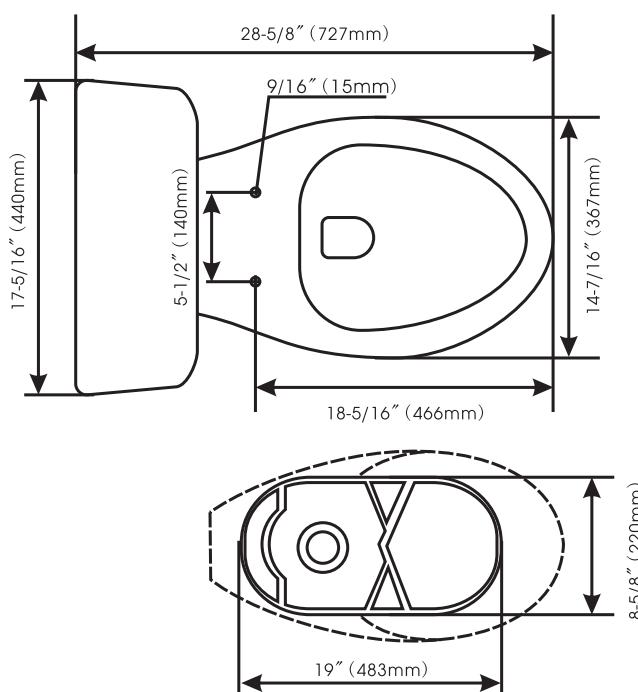
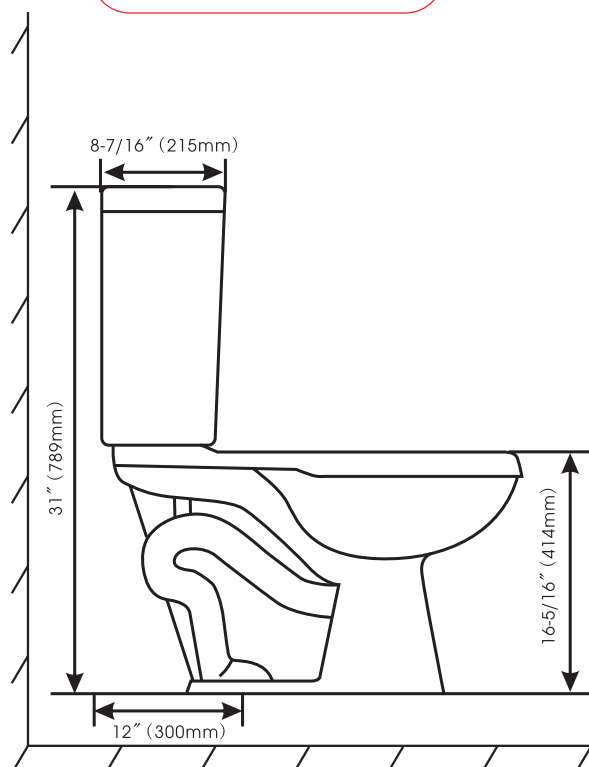
SPECIFICATIONS

- * Water Use : 4.8Lpf/1.28Gpf
- * Trap Diameter : 2"
- * Rough-in : 12"
- * Trap Seal : 2"
- * Min. Water Pressure : 28 psi
- * Water Surface : 8-5/8" x 6-7/8"
- * Flush System : Siphon Jet Gravity Flushing System
- * Warranty : Five Years Limited Warranty
- * Material : Tank & Bowl: Vitreous China
- * Shipping Weight : Tank: 30.75LBS
Bowl: 46.25LBS
- * Shipping Dimensions : Tank: 18-1/8" x 9" x 15-3/4"
Bowl: 26-3/4" x 10" / 15-3/4" x 18-1/8"

ADA Elongated Toilet

Model No.: 571-6914-- Tank (White)

571-6915-- Bowl (White)



Dimensions In Inches And Millimeters

Dimensions Are Subject To A Variance Of +/-5%

Compass Manufacturing International LLC

www.cmiprduct.com

6702 Enterprise Drive, Louisville, Kentucky 40214

Toll Free Number: 800-626-3525